



# GUIDANCE FOR THE SAFE HANDLING OF FERTILISER BULK BAGS.

[incitecpivotfertilisers.com.au](http://incitecpivotfertilisers.com.au)

Incitec Pivot Fertilisers is a business of Incitec Pivot Limited. ABN 42 004 080 264

# STORAGE FOR FILLED BAGS

**BULK BAGS SHOULD BE STORED IN WEATHERPROOF SHEDS, OR UNDER TARPULINS IF STORED FOR SHORT PERIODS IN THE OPEN. THIS PROTECTS THE PACK AND ITS CONTENTS. PROLONGED EXPOSURE TO DIRECT SUNLIGHT WILL DEGRADE THE WOVEN POLYPROPYLENE FABRIC FROM WHICH THE PACKS ARE MADE. DO NOT ALLOW BAGS TO COME INTO CONTACT WITH WATER, EITHER FROM RAIN, CONDENSATION OR THE SURFACE ON WHICH THEY ARE STORED.**

Ensure stockpiles of Bulk Bags are stable. Place the Bags as close as reasonably practical to each other without causing undue damage. If stacking more than two high, stack in a pyramidal style. Ensure the third and subsequent layers are placed so as to straddle and bind the Bags below them. When walking near, or between rows of stacked Bags, maintain a distance equal to the height of the stack from the product.

If stacking on pallets, ensure that the Safe Working Load (SWL) on the bottom pallet, where specified, is not exceeded. Hard wood pallets will support a greater weight than soft wood pallets. With hard wood pallets, stack no more than three and preferably two Bags high. This helps ensure that undue pressure is not placed on the bottom boards on the second pallet. As there are fewer boards on the bottom, and it will not be resting on an even surface, the weight it carries will not be distributed evenly, meaning it cannot support the same weight that it could if resting on a flat floor.



**BULK BAGS SHOULD BE STORED IN WEATHERPROOF SHEDS, OR UNDER TARPULINS IF STORED FOR SHORT PERIODS IN THE OPEN.**



## TRANSPORT



**ENSURE THE BULK BAGS ARE ADEQUATELY SECURED, AND THE LOAD IS STABLE.**



**DO NOT ALLOW BULK BAGS TO PROTRUDE OVER THE SIDE OF A VEHICLE OR PALLET.**



**DO NOT STOP OR START SUDDENLY WHEN TRANSPORTING LOADED BULK BAGS.**



## LIFTING

Ensure the lifting equipment has been tested and rated, and that the forklift or lifting device/boom has adequate lifting capacity to carry the suspended load. The Safe Working Load will be detailed on the compliance plate. Further information on lifting Bulk Bags and Safe Working Loads can be found in Australian Standards AS3668 and AS2359.

Ensure that lifting hooks, shackles & associated devices are of an adequate size and have rounded edges, or are protected by wrapping. Lifting devices with sharp or rough edges may damage or cut the straps.

The lifting process for Single Loop Bulk Bags requires an approved single lifting hook that complies with Australian Standards – identified by a compliance plate.

Where a forklift is used on Bags with four straps, adjust the forklift tines to the width of the Bulk Bag. Keep the forks horizontal so that all four straps are vertical and the load is evenly spread. Do not tilt the forks forward.

Before use, check the Bag for damage which may render it unsafe: i.e. structural flaws, including fraying, tears, and extreme fading. Pay particular attention to the lifting straps. Don't use Bulk Bags on which the lifting straps have cuts or severe abrasion, or there are cuts more than 1 cm in length in any of the load-bearing fabrics.

Check that the use-by date on the Bulk Bag has not expired. This information is located on the lower section of the front panel, under the Incitec Pivot Fertilisers.

Notify your Incitec Pivot Fertilisers Dealer, Agent or Distribution Centre if you consider a Bag unsafe.

Don't subject Bags to snatch lifts and jerk stops and do not stop or start suddenly.

Don't travel with a suspended Bulk Bag other than for a short distance for stacking or discharging. Don't drag Bulk Bags. Don't withdraw the forklift tines before the whole load on the lifting device is taken off.

## EMPTYING

Always use a Safety Frame and never stand directly under the Bag.

When emptying by gravity through the bottom discharge tube, the rate of discharge can be controlled by restricting the discharge tube. Flow may be stopped completely by lowering the Bulk Bag onto the discharged load.

Don't reuse Bulk Bags labelled as 'Single Trip Only' or 'Use Once Only'.

## RECYCLING

**INCITEC PIVOT FERTILISERS HAS PARTNERED WITH THE BIG BAG RECOVERY PROGRAM SINCE 2015. THROUGH THIS PROGRAM, IPF FERTILISER BAGS CAN BE RECYCLED INTO NEW PRODUCTS.**

For more information about the program and your nearest collection point, please visit Big Bag Recovery at <https://www.bigbagrecovery.com.au/> or contact 1800 958 333.

Incitec Pivot Fertilisers One Trip (Single Use) Bulk Bags will also be accepted back should farmers wish to return them, for inclusion in this recycling program.

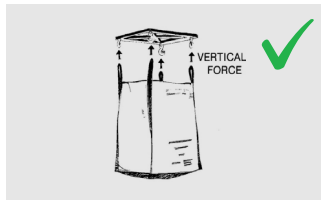
# HOW TO HANDLE BULK BAGS.

Fertiliser Bulk Bags are made to specifications which allow for handling by various methods. However, within these handling systems there are a number of guidelines which should be adhered to at all times to ensure the safety of people and guard against damage to the Bulk Bag, product and equipment.

NOTE: When damage affecting the strength of a Flexible Intermediate Bulk Container or Bulk Bag is discovered, it is imperative that it be taken out of service immediately.

## LIFTING BULK BAGS FITTED WITH FOUR STRAPS

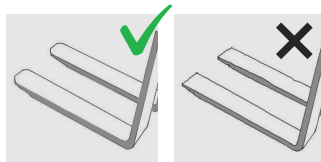
**Attach** the lifting device to the 4 lifting straps on the Bag. Ensuring the load is evenly spread. Lifting straps must be in a vertical position when Bag is being lifted.



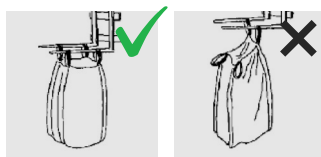
**DO NOT** lift Bags by placing some or all of the straps on one hook or shackle.



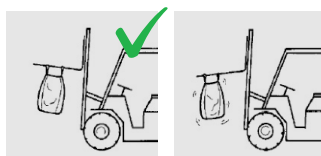
**AVOID** forks with rough or square edges.



**ADJUST** forks to ensure all 4 straps are vertical and load is evenly spread.



**Avoid** tilting forks forward. Check SWL capacity to carry suspended Bag. Do not stop or start suddenly. Do not subject the Bag to snatch lifts or jerk stops. Do not withdraw forklift tines before all Bag straps are free of the load (vertical force).




## LIFTING SINGLE LOOP BAGS (VERSALIFT)

The lifting process for the single loop requires an approved single lifting hook that complies with Australian Standards – identified by a compliance plate.

**Ensure lifting hooks, shackles & associated devices have no sharp edges. During lifting, the strap angle should not exceed 30° from vertical.**



## EMPTYING



## STORAGE

Bulk Bags should be stacked in a stable manner and undercover to prevent ultraviolet degradation and getting wet. When stacking Bags on pallets, do not exceed the Pallet Capacity Rating (design weight) or stack more than three high.

### Single Loop Bags (without pallets)



### Bags on pallets

